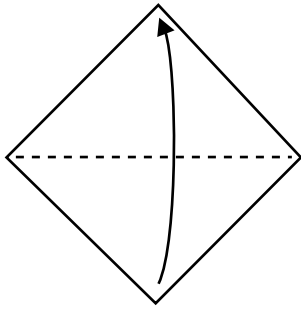
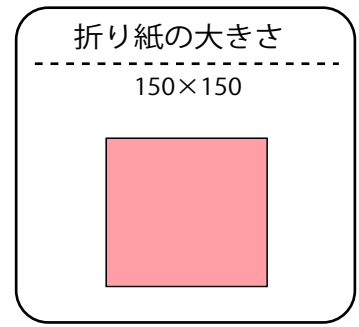
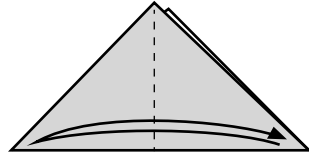


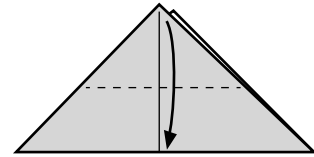
# ◎ 6折りの折り方



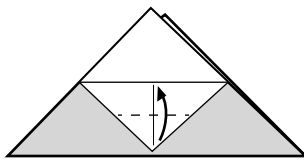
①三角になるように折る



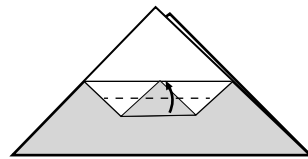
②半分で折り目をつける



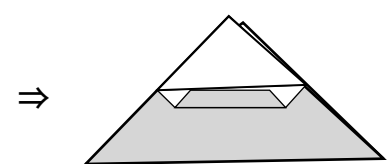
③上の一枚だけ角を折りさげる



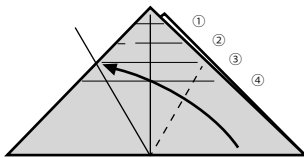
④角を折り上げます。



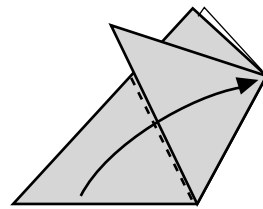
⑤点線で角のはしを合わせる



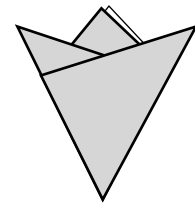
⑥点線のところで折る



⑦上から3番目の線で折る



⑧左下の角も折る



⑨6つ折りのできあがり！