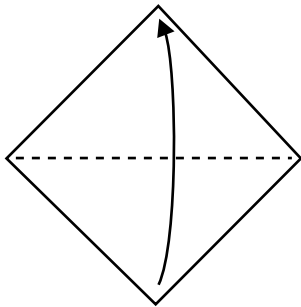
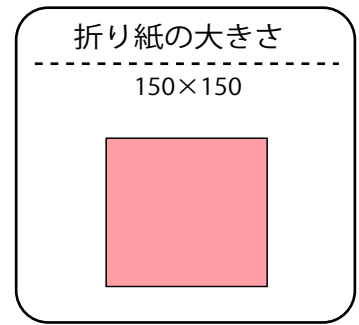
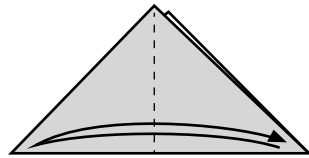


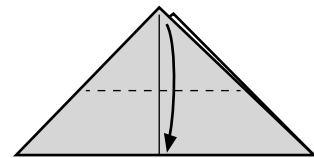
◎ 12 折りの折り方



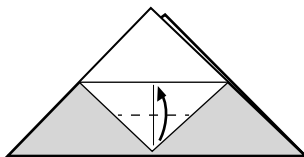
①三角になるように折る



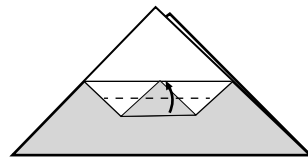
②半分で折り目をつける



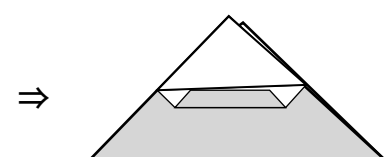
③上の一枚だけ角を折りさげる



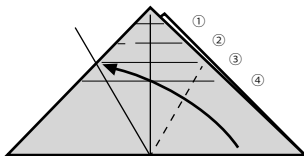
④角を折り上げます。



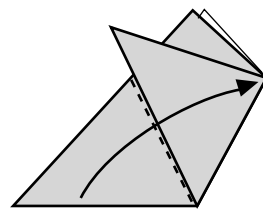
⑤点線で角のはしを合わせる



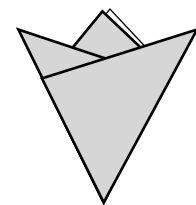
⑥点線のところで折る



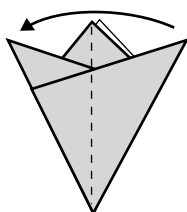
⑦上から3番目の線で折る



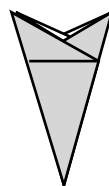
⑧左下の角も折る



⑨6つ折りのできあがり！



⑩点線で矢印の方向に折る



⑪12 折りの出来上がり！